



Sterling

350

800

2000

3600&8000

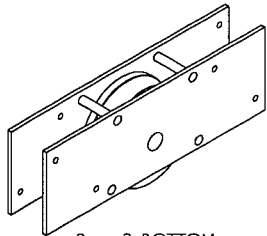
Maximum door weight	350kg	800kg	2000kg	3600/8000kg
Maximum door height	4000mm	5200mm	7500mm	12500/20000mm
Door thickness	44-54mm	51-63mm	58-70mm	152mm
Minimum door thickness – metal	50mm	60mm	60mm	152mm



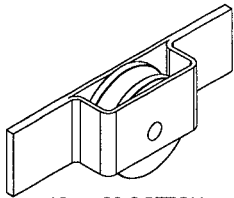
99 CHANNEL



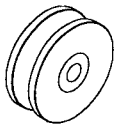
13 CHANNEL



2 or 3 BOTTOM ROLLER



IS or 3S BOTTOM ROLLER



ISU or 3SU BOTTOM ROLLER



298 BOTTOM RAIL



297 BOTTOM RAIL

TOP GUIDE CHANNELS

	Ref. No.	Price \$	Ref. No.	Price \$	Ref. No.	Price \$	Ref. No.	Price \$
2000mm galvanised steel – drilled & c/sunk	99-20	86.80	99-20	86.80				
3000mm galvanised steel – drilled & c/sunk	99-30	130.00	99-30	130.00				
4000mm galvanised steel – drilled & c/sunk	99-40	173.40	99-40	173.40				
2000mm galvanised steel					13-20	175.50		
3000mm galvanised steel					13-30	263.40		

TOP GUIDE BRACKETS

Face fitted – intermediate – single run	31	12.50	31	12.50				
Face fitted – jointing – single run	31X	14.90	31X	14.90	1/13	53.60		
Face fitted – intermediate – double run	35	22.50	35	22.50				
Face fitted – jointing – double run	35X	25.10	35X	25.10	5/13	81.20		
Soffit fitted – jointing					2/13	21.50		

TOP GUIDE ROLLERS – 2 per door

For timber door	53/99	37.80	53/99	37.80	53/13	P.O.A.		
For metal door	104/99	31.90	104/99	31.90	104/13	96.80	104S	637.40

BOTTOM ROLLERS – 2 per door

For timber door	2	152.20	3	250.80	4J	795.60		
For metal door	IS	136.60	3S	205.60	4SJ	795.60	3600IR	2,163.60
							8000IR	P.O.A.
For metal door – gear operated roller							3600GO	3,245.10
							8000GO	P.O.A.
For metal gate – wheel only	ISU	86.40	3SU	201.40				

BOTTOM RAIL

2000mm galvanised steel with couplers	298-20	88.90	298-20	88.90	298-20	88.90		
3000mm galvanised steel with couplers	298-30	133.30	298-30	133.30	298-30	133.30		
4000mm galvanised steel with couplers	298-40	177.70	298-40	177.70	298-40	177.70		
5500mm galvanised steel with couplers							297-55	426.10

ACCESSORIES

Flush pull – aluminium	414	12.00	414	12.00				
Flush pull – iron zinc plate					413	54.20		
Door stop – wall or floor mounted	109	19.40						
Door stop – wall mounted steel zinc plate			107	22.50	107	22.50		