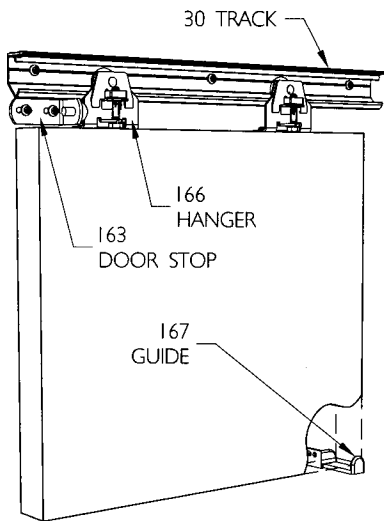


Senator 30

DOOR SPECIFICATION

- Maximum door weight 30kg
- Maximum door width 1500mm
- Minimum door thickness 20mm



STANDARD SETS AND PACKS

Standard sets are available for sliding one door. Sets comprise track, two hangers, two door stops, universal guide, all screws and installation instructions.

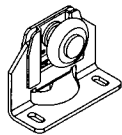
Maximum door width	Track length	Ref. No.	Price \$
900mm	1800mm	SEN3	43.70
1500mm	3000mm	SEN5	67.70

Fitting pack available for use with SEN5 set for bi parting doors

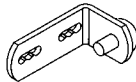
SENI **34.50**

COMPONENTS

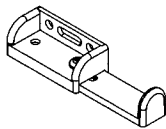
1200mm Track, Aluminium	30-12	12.40
1500mm Track, Aluminium	30-15	15.50
1800mm Track, Aluminium	30-18	18.60
2400mm Track, Aluminium	30-24	24.60
3000mm Track, Aluminium	30-30	30.80
3600mm Track, Aluminium	30-36	37.00
Hanger with ballrace nylon wheel	166	12.80
Door Stop	163	3.30
Universal Guide	167	3.90



166 HANGER

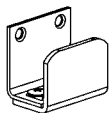


163 DOOR STOP

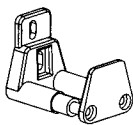


167 ADJUSTABLE DOOR GUIDE

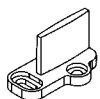
ALTERNATIVE GUIDE SYSTEMS



102WA GUIDE



103WA GUIDE



101N GUIDE