

APPLICATION

- ▶ Widely used in commercial, industrial and agricultural applications.
- ▶ To cover any width of opening, any number of doors can be used.
- ▶ To accommodate different building designs, doors can slide to one or both sides.
- ▶ A hinged door for easy access may be incorporated into a sliding door.
- ▶ Where doors are fitted externally, a canopy is recommended.

DOOR SPECIFICATION

Track System:	Double Run 300	Double Run 450
For Individual Doors:		
Max Door Height	3600mm	4200mm
Max Door Weight	300kg	450kg
Door Thickness	43-57mm	43-57mm

For ease of operation it is recommended that the door width should not exceed 75% of door height.

Timber doors for industrial applications should be framed, ledged and braced. Metal doors should be constructed of box section, channel or angle framing, well braced and clad with flat or corrugated sheets.

HARDWARE SPECIFICATION

Track:	301 (2mm thick) or 301H (3mm thick)
Material:	Galvanised steel
Standard lengths:	2000mm, 3000mm, 4000mm and 6000mm

Brackets:		
Face fitted	5S/301	Pressed steel, zinc plated
Soffit fitted	6A/301	Aluminium alloy pressure die casting
	4A/301	Aluminium alloy pressure die casting

Fit at 900mm maximum centres.

Bracket End Clips:

For aluminium brackets	A/301EC	Pressed steel, zinc plated
For pressed steel brackets	S/301EC	Pressed steel, zinc plated

Hangers (2 per door):

Timber Doors - apron fitting	53AN or 53AS
Timber Doors - angle fitting	52AN or 52AS
Timber Doors - plate fitting	57AN or 57AS
Metal Doors - angle frame	56AN or 56AS
Metal Doors - box frame	56ALN or 56ALS
Metal Doors - plate fitting	57AN or 57AS

All hangers suffixed 'N' have nylon wheels and 'S' have solid steel wheels. Nylon wheeled hangers should not be used on installations involving temperatures exceeding 80°C.

Hangers are fitted with maintenance free sealed for life precision ball bearings. Vertical adjustment is simple and positive.

All steel parts are zinc plated.

Guides:

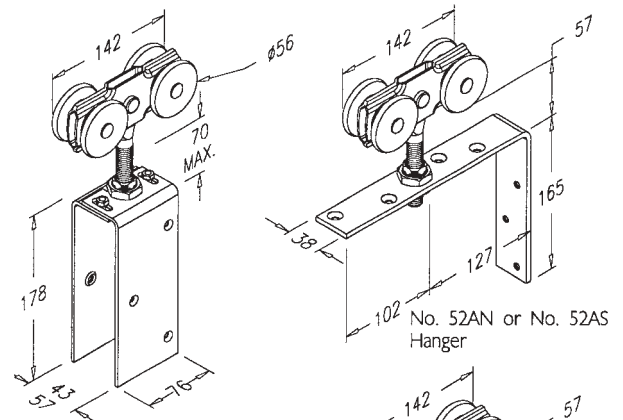
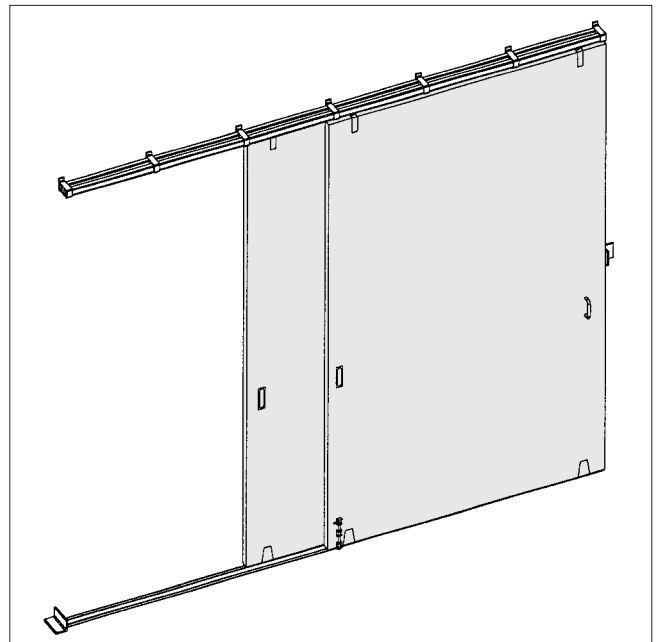
Timber Doors - face fitting	102/97	with steel roller
Timber Doors - concealed fitting	106R/97	with brass roller
Metal Doors - angle frame	104P/97	with brass roller
Metal Doors - box frame	104PL/97	with brass roller

All steel parts are zinc plated.

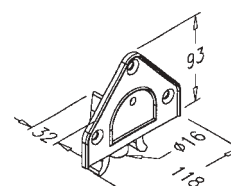
Channels:

Deep channel	97 (2mm thick)	Galvanised steel
Shallow channel	100 (2mm thick)	Galvanised steel
Standard lengths	2000mm, 3000mm and 4000mm	
Pre-drilled for lugging into concrete floor and for use with a drainage funnel.		

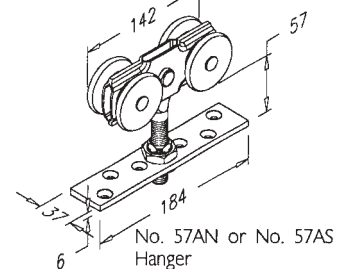
Accessories: Bow Handles, Flush Pulls, Surface Bolts, Flush Bolts, Door Stops and Drainage Funnel.



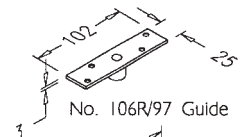
No. 53AN or No. 53AS Hanger



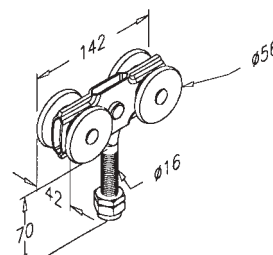
No. 102/97 Guide



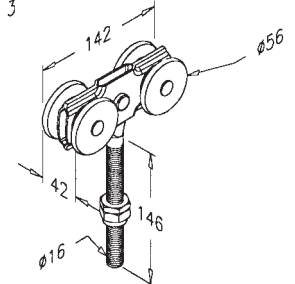
No. 57AN or No. 57AS Hanger



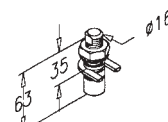
No. 106R/97 Guide



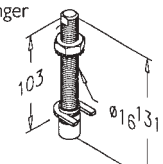
No. 56AN or No. 56AS Hanger



No. 56ALN or No. 56ALS Hanger



No. 104P/97 Guide



No. 104PL/97 Guide

Double Run 300 & 450

FOR TOP HUNG STRAIGHT SLIDING DOORS, MAX. 450kg EACH

HENDERSON[®]
SLIDING & FOLDING DOOR HARDWARE
AUSTRALIA'S WIDEST RANGE

